

# AVT™ EZ VALVE®

40mm to 50mm data sheet

---



**Advanced Valve  
Technologies**

[www.AVTFittings.com](http://www.AVTFittings.com)


[Sales@AVTFittings.com](mailto:Sales@AVTFittings.com)

# AVT EZ VALVE 40MM TO 50MM

The award-winning AVT EZ Valve is the best choice for emergency repairs and the smartest solution for planned and emergency pipeline maintenance on 40mm to 50mm diameter lines.

This inline insertion valve can be installed on horizontal or vertical lines. The AVT EZ Valve installs on an active line, so there is no need to turn off the water flow. This means fixing a line is fast, with fewer disruptions to businesses and residents and less cost and risk for owners and operators. On pipe diameters from 40mm to 50mm, these valves normally can be installed in around an hour.

Ranked among the industry's most innovative solutions, the light and compact AVT EZ Valve is designed with a built-in isolation gate that allows the valve to be installed under pressure, a design feature that permits flow through the line while the repair is being made. It is durable, reliable, and certified to industry standards.



## BENEFITS & VALUES:

- No water shutoff required during installation
- No service interruption
- No fines for water shutoff
- No boil orders
- No customer notices
- No risk of plugging the line with a cut coupon
- No loss of pipe integrity
- Four times quicker to install than other valves on the market
- Enables one floor or area of a commercial or residential building to be isolated

## APPLICATIONS:

- High-rise buildings
- Multiple occupancy buildings
- Hospitals
- Factories
- HVAC
- Commercial buildings
- Refining and petrochemical plants
- Commercial plumbing
- Water distribution



## FEATURES

### DESIGN

- Unique, patented technology
- Low profile design
- Ductile iron castings
- Integrated isolation valve
- Patented multichannel double-seal gaskets conform to irregular pipe geometries and sizes
- Sizes 40mm to 50mm

### INSTALLATION

- Can be installed on all common pipe materials
- Installs at any angle
- Valve bonnet can be removed after a repair or remain in place as a permanent functioning valve

### SAFETY

- Approved epoxy resin coated
- Stainless steel fasteners for secure positioning
- Rated at 7 Bar (100 PSI)
- EZ Valve Components are WRAS Certified and UL Classified to NSF/ANSI Standard 61, Drinking Water System Components - Health Effects



# INSTALL PROCESS

1

## Prepare Insertion Site

Prepare insertion site by lubricating the gasket and contact areas



2

## Lubricate Gasket Sets & Channels

Lubricate gasket sets and gasket channels in casting bodies



3

## Assemble Ductile Iron Castings

Assemble ductile iron castings with stainless steel fasteners to accept a pressure test and temporarily allow rotation for milling



4

## Attach EM Machine


Check integral isolation gate is fully open, fit rotation assembly, attach EM machine and apply pressure tests



5

## Mill A Slot Over a 120° Path

Maintaining system line pressure, mill a slot over a 120° path (Note: The slot normally is cut to provide for vertical valve alignment, but the installer can select any position.)



6


## Retract The Milling Head

Retract the milling head, close the integral isolation gate. Replace the EM Machine with the resilient wedge bonnet, remove the rotation assembly and tighten casting fasteners to specified torque values

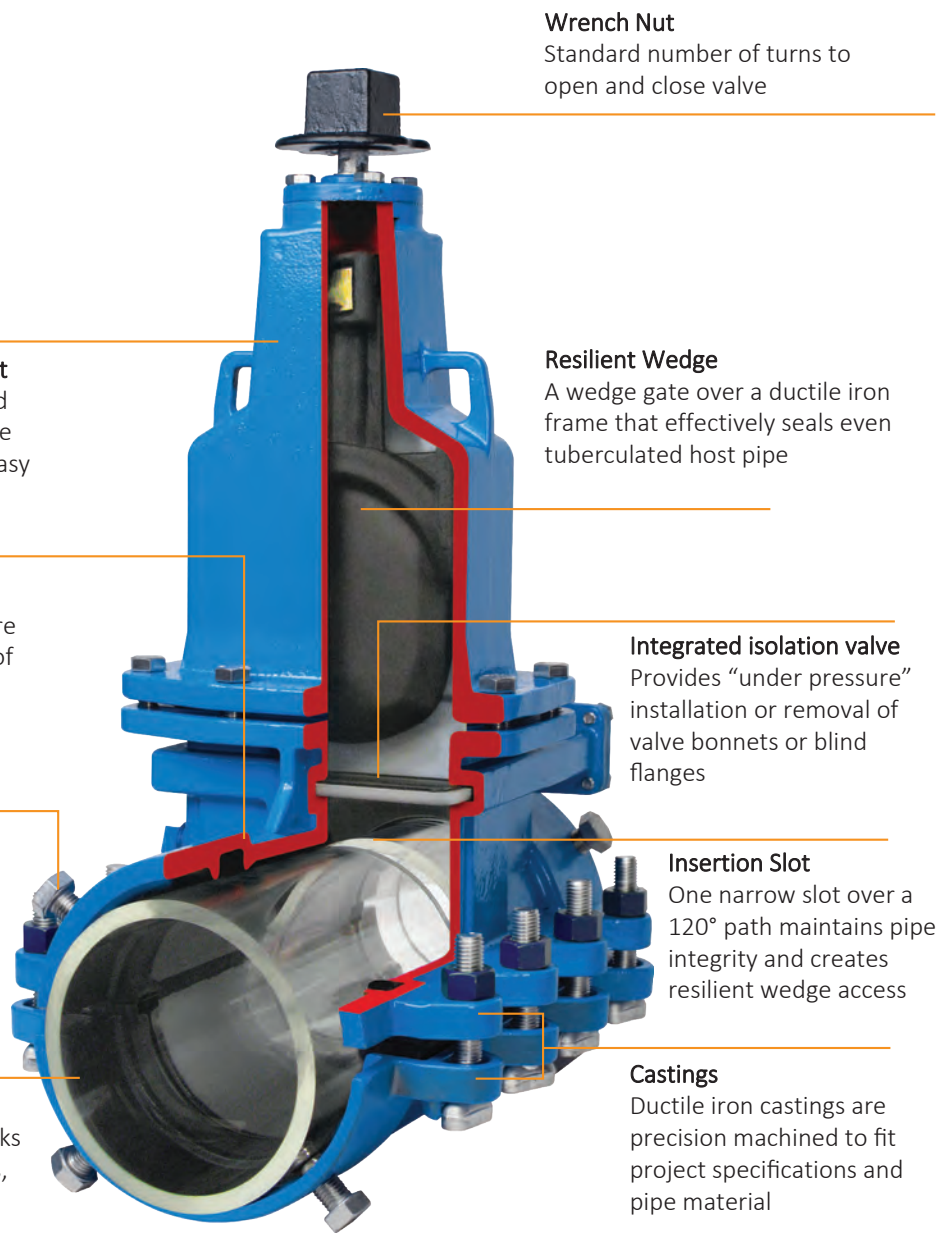
7

## Open and Operate

Open the integral isolation gate and operate the AVT EZ Valve. For line stop applications, replace the valve bonnet with a blind flange using the integral isolation gate



# CUT AWAY VALVE WITH KEY



**Wrench Nut**  
Standard number of turns to open and close valve

**Removable Valve Bonnet**  
Resilient wedge gate and actuation mechanism are contained for fast and easy installation or removal

**Resilient Wedge**  
A wedge gate over a ductile iron frame that effectively seals even tuberculated host pipe

**Gasket & Channel**  
Maintain system pressure while allowing rotation of casting assembly during slot-milling

**Integrated isolation valve**  
Provides “under pressure” installation or removal of valve bonnets or blind flanges

**Restraining Bolts**  
Stainless steel components secure casting assembly and provide final positioning on pipe

**Insertion Slot**  
One narrow slot over a 120° path maintains pipe integrity and creates resilient wedge access

**Pipeline Compatibility**  
The EZ Valve design works with most metallic pipes, AC and PVC materials

**Castings**  
Ductile iron castings are precision machined to fit project specifications and pipe material

## 40MM TO 50MM EZ VALVE DIMENSIONS & DIAMETRICAL RANGE

### WEIGHT

Size	WEIGHT
40mm	9kg
50mm	9kg

### DIAMETRICAL RANGE

Pipe Size	Diametrical Range
40mm	46mm to 51mm
50mm	56mm to 66mm

### ROTATION CLEARANCE

Size	Below	Beside
40mm	200mm	400mm
50mm	200mm	400mm

### SIZE

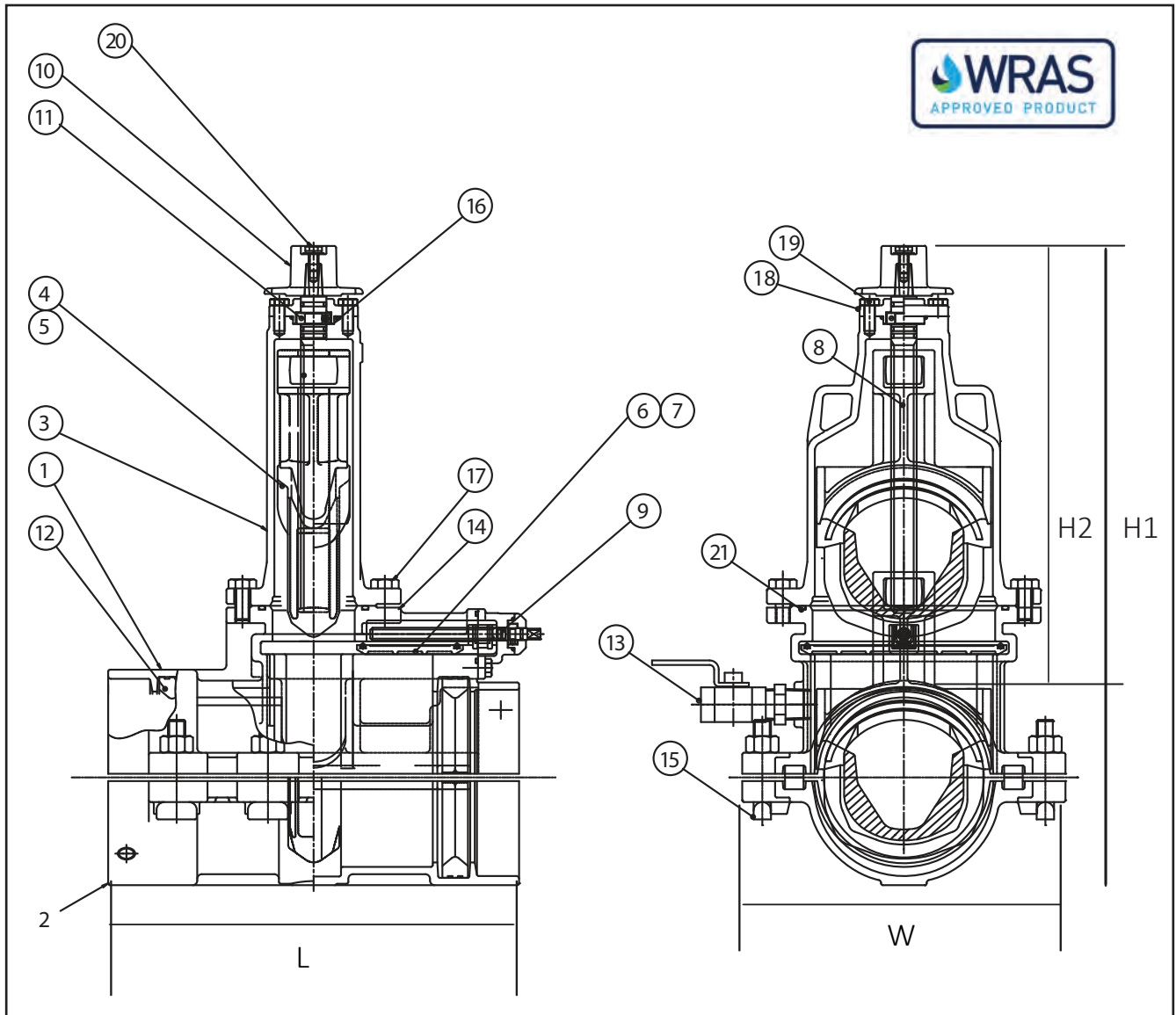
Size	Height(H1)	Height (H2)	Length	Width
40mm	301mm	237.75mm	191mm	158mm
50mm	301mm	222.58mm	191mm	158mm

### INSTALLATION

Size	Clean pipe
40mm	865mm
50mm	865mm

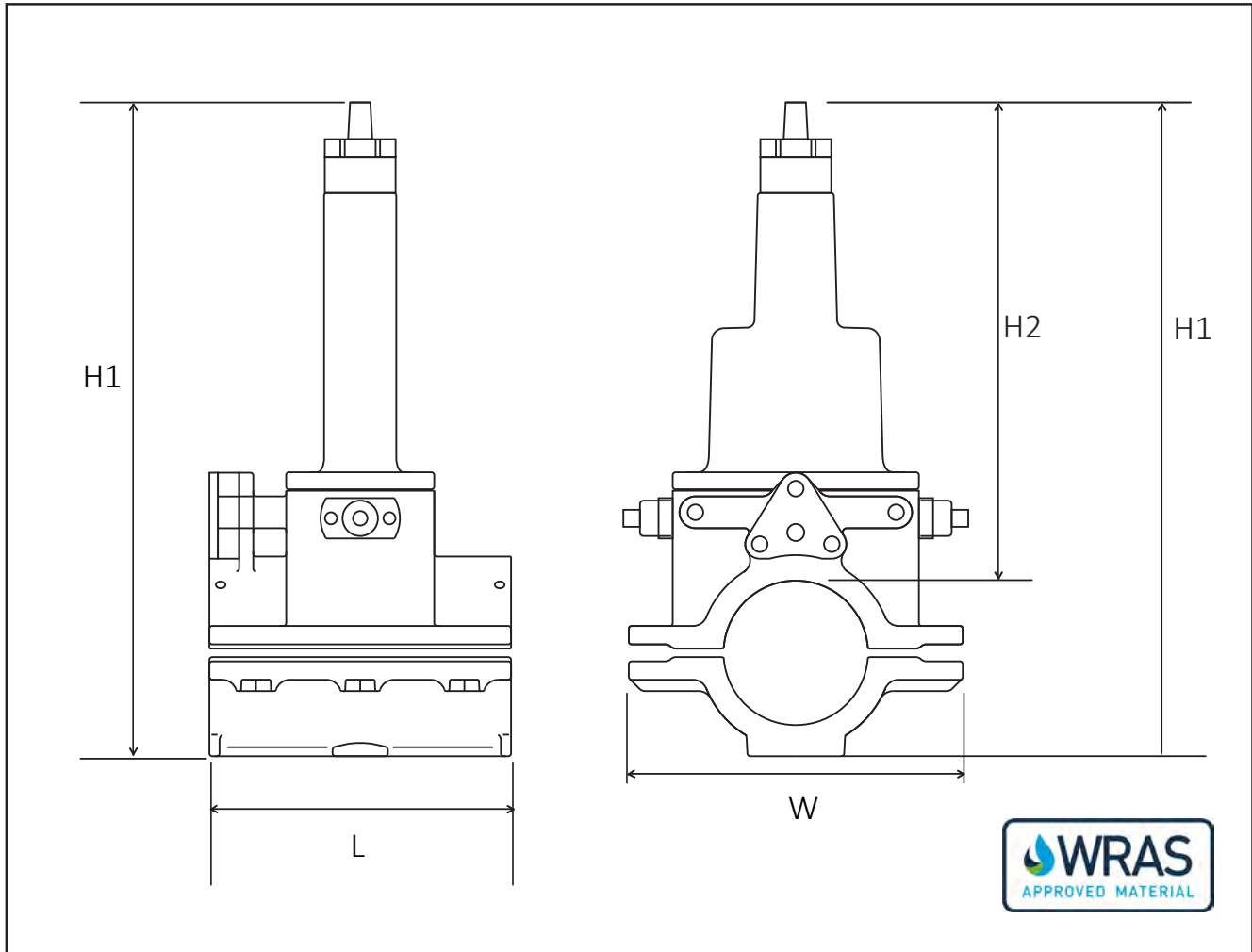
Clean, joint-free length of pipe required to allow for standard EZ Valve installation

# 40MM TO 50MM EZ VALVE SPECIFICATIONS



Item No	Description	Material
1	Upper Half of Body	DUCTILE IRON
2	Bottom Half of Body	DUCTILE IRON
3	Bonnet Body	DUCTILE IRON
4	Gate	BRONZE
5	Gate Rubber	EPDM
6	Isolation Gate	BRONZE
7	Isolation Gate Rubber	EPDM
8	Stem (Feed Screw)	STAINLESS STEEL
9	Isolation Gate Stem	STAINLESS STEEL
10	Wrench Nut	DUCTILE IRON
11	Set Collar	BRONZE
12	Gasket	BUNA-N
13	Chip Flushing Port	N/A
14	EM Cutting Port	N/A
15	Fasteners & Nuts	STAINLESS STEEL
16	O-Rings	BUNA-N
17	Bonnet Bolts	STAINLESS STEEL
18	Bonnet Bush	DUCTILE IRON
19	Bush Fasteners	STAINLESS STEEL
20	Bolt for Wrench Nut	STAINLESS STEEL
21	Bonnet O-Ring	BUNA-N

# 40MM TO 50MM EZ VALVE CUT SHEET



## SPECIFICATIONS

1. Bottom Half Body: DI. ASTM A536 65-45-12
2. Upper Half Body: DI. ASTM A536 65-45-12
3. Bonnet: DI. ASTM A536 65-45-12
4. Gate: Bronze C954
5. Gate Rubber Coated: EPDM ISO 4097:2014
6. Stem: Stainless Steel 17-4PH
7. Gasket: BUNA-N ASTM D2000
8. Set Collar: Bronze C954
9. Wrench Nut: DI. ASTM A536 65-45-12

**Warranty:** A One Year warranty covers parts and labour for Equipment and Valves (Excluding Perishable Tooling and O-Rings) barring misuse or lack of routine maintenance.

### TEXAS

2500 E T.C. Jester  
Suite 500  
Houston, TX 77008  
P: +1 281 590 8491

### ILLINOIS

800 Busse Road Elk  
Grove Village, IL 60007  
P: +1 847 364 3700  
F: +1 847 364 8883

### CAMBRIDGESHIRE

4A The Causeway  
Godmanchester  
Cambridgeshire, England  
PE29 2HA  
P: +44 (0)148 041 4703 F:  
+44 (0)148 041 4705

### CARDIFF

Unit R4 Capital Business Park,  
Parkway, Cardiff,  
CF3 2PU  
P: +44 (0)29 2079 2007

[www.AVTFittings.com](http://www.AVTFittings.com) [Sales@AVTFittings.com](mailto:Sales@AVTFittings.com)

Advanced Valve Technologies (AVT) is part of ClockSpring|NRI, the high-performance critical infrastructure solutions company. AVT's advanced solutions are based on simple designs that minimize risk to the environment and reduce costly downtime. Our primary focus is on disruptions in water service that cost providers money and leave end users without service.

EZ Valve® is a registered trademark of Advanced Valve Technologies LLC.  
© 2020 Advanced Valves Technologies, LLC. All rights reserved.

V: 03.10.2021



**Advanced Valve  
Technologies**